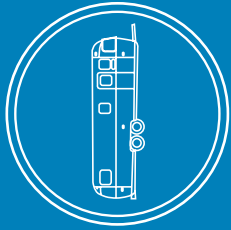


2018  
Classic



 **AIRSTREAM**

# Where Silver goes Platinum.

At Airstream, we love high standards. After all, that's how we became who we are today. If you're anything like we are, then you've wondered just how far you can take the concept of absolute luxury. The answer? The Airstream Classic. Our longest running model shows that it can defy expectations for decades without ever resting on its laurels.







30+ feet long. Light years ahead.





That empty nest is  
looking pretty sweet.



*Fresh air – part of a complete breakfast.*



*"Well appointed" is an understatement.*



*Built for the long haul or a killer weekend.*



*Deep and durable stainless sink with a Kohler® faucet for a lifetime of use.*



Return ticket  
optional.



*Between the premium hardwood finishes, a Kohler® sink faucet and heated towel bar, you'll forget you're on wheels.*



# Home is a state of mind. Or a Classic.

Odds are, if you want it – this trailer has it. Everything you see, touch and operate in the Airstream Classic is the top of the line. We're not talking gadgetry for the sake of flair, either. We're talking durable, road tested, best in the business materials and technology meant to last a lifetime. And beyond.



*Redefine what it means to sleep well with a powered, adjustable bed.*



*Spacious kitchens make for great meals.*

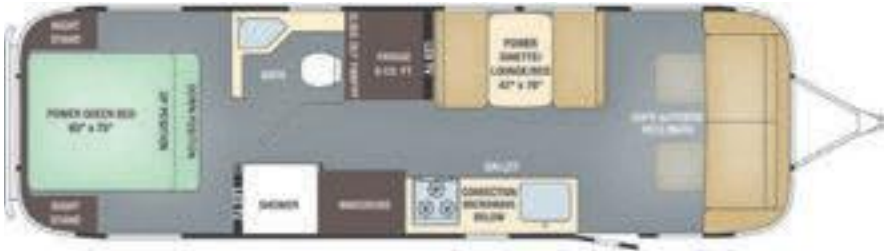


Just because it's more than  
you need doesn't mean you  
shouldn't have it.



# Classic Floorplans

## Classic 30



30RB



30RB Twin

## Classic 33



33FB



33FB Twin





*With ample storage, a Dupont Corian® galley and a 3-burner range with Baraldi vent – your meals on the road will rival nights on the town.*



*Showers are a breeze with the detachable, aerating shower head.*



*The wardrobe with long mirror is just another way you'll see your reflection in an Airstream.*



*Spacious living room with an entertainment center that can compete with any home theater.*

# Classic Interiors

Mocha Cherry: Macadamia Ultraleather®



Seating



Bedspread



Accent




Cabinetry



Countertops



Flooring



Awning

Mocha Cherry: Chestnut Ultraleather®



Seating



Bedspread



Accent



Cabinetry



Countertops



Flooring



Awning


## Cognac Maple: Macadamia Ultraleather®



Seating



Bedspread



Accent



Cabinetry



Countertops



Flooring



Awning

## Cognac Maple: Chestnut Ultraleather®



Seating




Bedspread



Accent



Cabinetry



Countertops



Flooring



Awning

## Classic Specifications

	30RB	33FB
Exterior Length	31 ft. 3 in.	33 ft.
Exterior Width	8 ft. 5.5 in.	8 ft. 5.5 in.
Interior Width	8 ft. 1 in.	8 ft. 1 in.
Exterior Height with A/C	9 ft. 9.5 in.	9 ft. 9.5 in.
Interior Height with A/C	6 ft. 7.5 in.	6 ft. 7.5 in.
Hitch Weight (with LP & Batteries)	886	1,175
Unit Base Weight (with LP & Batteries)	7,788	8,261
Maximum Trailer Capacity (GVWR) (lbs.)	10,000	10,000
Net Carrying Capacity (lbs.)	2,212	1,739
Fresh Water Tank (gal.)	54	54
Gray Water Tank (gal.)	37	37

	30RB	33FB
Black Water Tank (gal.)	39	39
50 AMP Service Dual A/C with Heat Pump (13,500 & 15,000 BTU)	STD	STD
Hydronic Heating Customized for Airstream	STD	STD
Refrigerator	2-way 9 cu. ft.	2-way 9 cu. ft.
Interior Windows and Skylights	19	17
Oven (LP Gas)	STD	STD
Convection Microwave Oven	STD	STD
Storage Drawers in Lieu of Oven	OPT	OPT
Sleeping Capacity	Up to 5	Up to 5

## Exterior Features

Semi-Monocoque Aluminum Superstructure	STD	Stainless Steel Exterior Shower with Hot & Cold Water	STD	160w Solar Package with Interior Monitor and AGM Batteries	OPT
Fluorocarbon Treated UV Protected Aluminum Exterior	STD	Stainless Steel Lockable Fresh Water Tank Inlet	STD	Rear View Monitoring System	STD
Temperature Reducing One Piece White Aluminum Roof	STD	City Water Inlet with Water Pressure Regulator	STD	Cable TV Hookup	STD
Thermal Barrier Protection Between Interior and Exterior	STD	Black Tank Flush System	STD	Satellite TV Hookup	STD
Hand Crafted Welded Extruded Aluminum Window Frames	STD	Hand Painted Chassis	STD	Dedicated Waste Hose Storage	STD
Tempered Tinted Windows with Double Cam Latching System	STD	Torsion Axle Suspension	STD	LED Lit Entry Door Handle	STD
Powered ZipDee® Patio Awning with Sunbrella® Fabric	STD	Shock Absorber	STD	Unique Front Door Key with Heavy Duty Deadbolt	STD
ZipDee® Rear & Roadside Window Awning with Sunbrella® Fabric	STD	Powered Hitch Jack with Light	STD	Cast Aluminum Door Hinges	STD
LED Dimmable Patio Awning Light	STD	4 Powered Heavy Duty Stabilizer Jacks with Stainless Steel Lockable Compartment	STD	Airstream Custom Aluminum Entry Step	STD
Polished Bumper with Storage	STD	Michelin® LT225/75R16 Tires, Balanced	STD	LED Entrance Light	STD
LP (2 – 40 lb. Aluminum Tanks) with Auto 2-stage Regulator	STD	Stylized Aluminum Wheels	STD	LED Tank Service Light	STD
Aluminum LP Cover, LP Monitoring System	STD	Nev-R-Lube® Bearings	STD	LED Storage Compartment Light	STD
2 Deep Cycle Group 27 Batteries with Multi-Stage Converter	STD	Nev-R-Adjust® Brakes	STD	Cast Aluminum LED Taillights	STD
Exterior LP Quick Connect Service Port	STD	Spare Tire – Full Size	STD	License Plate Bracket with LED Light	STD
Solar Front Window Protection	STD	Solar Pre-wire (Rooftop & Front Access Points)	STD	Enclosed Aluminum Insulated Heated Underbelly	STD
Stainless Steel Front Stone Guard Protection	STD				

## Interior Features

Complete Aluminum Interior Walls and Ceiling	STD
Quietstream™ A/C with Heat Pump & Electronic Thermostat	STD
Fantastic® Fan with Thermostat & Automatic Rain Sensor	STD
Probeless Tank Monitoring System	STD
EcoBatt™ Insulation	STD
5/8 in. WBP Tongue-and-Groove Wood Floor	STD
Anti-wicking Outside Edge Floor Sealant	STD
Handcrafted Aluminum Screen Door with Guards	STD
Panoramic Front Windows with Blackout Shades	STD
Handcrafted Interior Cabinetry	STD
Seamless Luxury Woven Vinyl Flooring	STD
LED Interior Lighting with Dimmer	STD
Overhead Roof Lockers with Auto LED Lighting	STD
Electric/LP Water Heater with Extended Hot Water Tank	STD
1000W Pure Sine Inverter	STD
Coat & Key Hooks	STD
Touch Screen, Touch Pad Electronic Controls	STD
Silent, Uniformed Hydronic Heating	STD
Factory Tuned Polk® Audio Surround Sound	STD

## Bathroom Features

Removable Hand Held Aerating Shower Head	STD
Porcelain Toilet (Macerator in the 33 ft.)	STD
Lavy Sink	STD
Roof Vent/Fan	STD
Heated Towel Bar	STD
Retractable Clothes Line in Shower	STD
Kohler® Faucet	STD

## Galley, Dinette and Lounge Features

Stainless Steel 3 Burner Cooktop (LP Gas) with Glass Top	STD
Baraldi Cooking Vent with Light	STD
Dupont Corian® Galley Top	STD
Stainless Steel Kohler® Sink with Dupont Corian® Sink Cover	STD
Dupont Corian® Dinette Top	STD
Ultraleather® Lounge and Dinette Seating	STD
Powered Convertible Dinette for Sleeping Accommodations	STD
Flatware Organizer	STD
Polk® Stereo XM/FM/AM Satellite Radio with Bluetooth® (in/out)	STD
Blu-Ray™ DVD Player	STD
Smart LED HD TV*	STD
65 in. Powered Smart HD Projection TV with Bose Sound Bar**	STD
Omni-Directional Antenna	STD
Oceanair Day/Night Shades (Powered in the 33 ft. model)	STD
Kohler® Faucet	STD

## Additional Features

Work Station with Ultraleather® Desk Chair**	STD
Safe for Valuables	STD
Soft Closing Hinges	STD
Magic Suede Window Valances	STD
Brushed Aluminum Backsplash	STD
Exterior Stainless Steel Upgrades	STD
Doorbell	STD
Cushion ZipDee® Chairs (Qty.:2)	STD
Bed Sheets	STD
Airstream Logo Entrance Mat	STD

## Bedroom Features

Choice of Either Queen or Twin Powered Beds	STD
Pillow Top Memory Foam Mattress for Powered Bed(s)	STD
Quilted Bedspread with Duvet	STD
Egyptian Sateen Cotton Bed Sheets	STD
Decorative Throw Pillows	STD
Sleeping Pillows	STD
Reading LED Lights	STD
Under Bed Storage	STD
Cedar Lined Wardrobe with Hanging Bar	STD
Samsung LED HD TV	STD
Oceanair Day/Night Shades	STD



Fire Extinguisher	STD
Emergency Manual Crank for Powered Hitch Jack	STD
LP, Smoke & Carbon Monoxide Detectors	STD
Winterization Bypass Valve	STD
TRA Certified Green: Emerald Status (Highest Rating)	STD
Internally Routed A/C Condensation Drain Line to Wheel Well	STD
2 Year Airstream Limited Warranty (Transferable)	STD
2 Year 24/7 Coach-Net® Roadside Assistance	STD

\* available on Classic 30

\*\* available on Classic 33

## It's Time To Live Riveted.

Airstreams are built to go places — to withstand the test of time with enduring quality, design and integrity. Since the first Airstream was riveted together in 1932, we've helped our customers explore a world of new experiences in comfort and luxury. This journey can take you anywhere, but there's only one way to get there — in an Airstream of your own.

**AIRSTREAM**

419 West Pike Street  
P.O. Box 629  
Jackson Center, OH  
45334 USA

937-596-6111  
[www.airstream.com](http://www.airstream.com)

### The Airstream Travel Trailer Fleet



Product information, specifications, and photography in this brochure were as accurate as possible at time of printing. Photographs may contain some features that are optional on your vehicle. Since we continually strive to improve our products, actual products may differ. Prices and specifications are subject to change without notice. All capacities are approximate and dimensions are nominal. Some features or options may be different or unavailable in other countries.

Warning — This information is intended as a guide only. Weights of individual vehicles may vary. Consult your owner's manual for complete loading, weighing, and towing instructions. Do not overload the travel trailer.

AIRSTREAM® and all related model names, slogans, logos and trademarks used herein are owned or used under license by Airstream, Inc.

All content and images  
© Airstream 2017 & 2018

CL 25k 4/17

**LaMESA REC  
VAN**

[LaMesaRV.com](http://LaMesaRV.com)  
800-496-8778